

Welcome Back!

- **Quickly sit with your Orientation Teams!**
- **Don't know your team?**
 - Check your emails from First Year Experience (FYE)!
 - Check your texts (if you opted-in)!



First Year
Experience

Transfer Thriving: 10 Tips to Success

Top 10 Tips!



First Year
Experience

**Get your
devices
ready!**

**This presentation is
interactive.**



**First Year
Experience**





First Year
Experience


Tip 1: Thrive with BEAM





B ♦ E ♦ A ♦ M

EMPOWERING STUDENTS TO THRIVE



BELONGING



ENGAGING



ACHIEVING



MEANING



**First Year
Experience**

Connected. Accepted. Valued.



BELONGING



ENGAGING



ACHIEVING




MEANING



**First Year
Experience**

Active. Involved. Interests.



BELONGING



ENGAGING



ACHIEVING



MEANING

Planning. Goal Setting. Striving.



BELONGING



ENGAGING




ACHIEVING



MEANING

Purpose. Significance. Fulfillment.



BELONGING



ENGAGING



ACHIEVING




MEANING





B ♦ E ♦ A ♦ M

EMPOWERING STUDENTS TO THRIVE



BELONGING



ENGAGING



ACHIEVING



MEANING



**First Year
Experience**

Tip 2: Be Proactive When Navigating Campus



Proactivity is Key!

Prime parking locations will fill up FAST!

- Get to campus early so you have time to find a spot and get to your commitments on time

Proactivity is Key!

Know your locations prior to arriving!

- Parking in the same place on back-to-back days might not be the most efficient if you are on opposite ends of campus each day

Proactivity is Key!

Traversing campus takes a while!

- 15-30+ minutes to get from place to place
- This is a sidewalk heavy campus; you cannot take a car all the way up to most buildings

**OLs – share
your expertise!**



**First Year
Experience**



First Year
Experience

Tip 3: Practice Safe and Responsible Behaviors

Support Resources

- **UCF Police Department** (*UCF PD*)
- **Victim Services**
- **Office of Nondiscrimination & Accommodations Compliance** (*ONAC*)
- **Student Conduct and Academic Integrity** (*SCAI*)



REPORTING AN INCIDENT OR ISSUE


Your Concerns Matter

OMBUDS GENERAL CONCERNS STUDENT CONDUCT ACADEMICS HEALTH & SAFETY FAQ

Supporting the UCF Community

At UCF, we're committed to creating a welcoming environment. That includes making sure you feel safe and supported — physically, mentally and emotionally. If you experience or witness something on campus that doesn't seem right, we want to know about it. We take each concern

bit.ly/UCFReport



First Year
Experience



Keeping our campus & community safe is our top priority.



We all play a role in keeping our community a safe . If you see something, say something – immediately and to police – and we'll do something. UCF Police officers patrol campus 24/7, and dispatchers can be reached at any time by calling 911 for emergencies or 407-823-5555 for non-emergencies.



First Year
Experience

Emergency: 911

UCF PD Non-Emergency: (407) 823-5555



Tip 4: Connect with your Academic Success Coaches OFTEN

Colleges?

If you are physically able, raise your hand if "college" was in the name of your previous institution!



Colleges!

- College is an umbrella term
- Each major is housed under a specific college

Find Your College



First Year
Experience

Academic SUCCESS Coaches


- **Here for your success!**
- **Can connect you to additional resources**
- **See them often & stay in contact with them**
 - Check your emails regularly
 - Keep important dates in mind





First Year
Experience


Tip 5: Get Involved Early



Office of Student Involvement (OSI)

- **Annual Events**
 - Pegasus Palooza
 - Homecoming
- **Registered Student Organizations (RSOs)**
- **Involvement**

Knight Connect



bit.ly/KnightConnectUCF



**First Year
Experience**



Find Organizations

Join a new organization and utilize discussion, news posts, and group messaging.



Attend Events


Discover events happening on campus or in your area.



Track Involvement

Record your activities and memberships on campus to showcase your Involvement.

Knight Connect



bit.ly/KnightConnectUCF




First Year
Experience



First Year
Experience

Tip 6: Visit the Transfer Center



Transfer Center

Hub for Transfer students to get connected!



**First Year
Experience**

Transfer Center

Success Coaching

Social Events

Study Rooms

Workshops

Lounge Space

**A place to build
community!**



**First Year
Experience**

Transfer Center Lounge

Trevor Colbourn Hall

Open TODAY – 3:00pm – 4:45pm



**First Year
Experience**



First Year
Experience

A large mural on a brick wall at night. The central figure is a golden winged horse (Pegasus) in profile, running towards the left. Its wings are spread wide, showing detailed feather patterns. Below the horse, there is a classical-style scene with several figures in white, possibly a mythological or historical event. The background is dark with some stars and abstract shapes. The entire scene is illuminated by a warm, golden light.

Tip 7: Know Where To Go After Orientation

Resources Covered

- **Safety/Support Resources**
 - UCF Police Department (*UCF PD*)
 - Victim Services
 - Office of Nondiscrimination & Accommodations Compliance (*ONAC*)
 - Student Conduct and Academic Integrity (*SCAI*)
- **Academic Resources**
 - Academic Success Coaches
- **Involvement/Engagement Resources**
 - Office of Student Involvement (*OSI*)

Student Academic Resource Center (*SARC*)

- **Group and one-on-one tutoring**
- **Supplemental Instruction (*SI*)**
- **Academic workshops**

Transfer Peer Knights

- Transfer students who have been in your shoes
- One-on-one transition coaching
- Can connect you to additional resources
- **Your first semester is the perfect time to get involved!**



Student Health Services

- Primary Care
- Dental
- Pharmacy
- Specialty Care



Counseling and Psychological Services (CAPS)

- **Stand alone counseling sessions**
- **Short-term counseling**
- **Group therapy**
- **Crisis and referral services**

Counseling and Psychological Services (CAPS)

- In person appointments or drop in
- Telehealth
- 24/7 Crisis Hotline
 - **CAPS Crisis Line – (407) 823-2811 (press 5)**

Resources Covered

- **Well-Being Resources**
 - Student Health Services
 - Counselling and Psychological Services (*CAPS*)
- **Academic Resources**
 - Academic Success Coaches
 - Student Academic Resource Center (*SARC*)
- **Safety/Support Resources**
 - UCF Police Department (*UCF PD*)
 - Victim Services
 - Office of Nondiscrimination & Accommodations Compliance (*ONAC*)
 - Student Conduct and Academic Integrity (*SCAI*)
- **Involvement/Engagement Resources**
 - Office of Student Involvement (*OSI*)
 - Transfer Peer Knights





First Year
Experience

Tip 8: Build Your Student Success Network

**Who is in your
network of
support?**



**First Year
Experience**

Pair up with a teammate – answer these two (2) questions!

- **What does support look like to you?**
- **Who is currently in your network of support?**

FERPA

- **Family Educational Rights and Privacy Act**
- **Protects students' educational records**
- **“Records Release Authorization” form through MyUCF**



**YOU are the one
who decides!**



**First Year
Experience**



First Year
Experience

Tip 9: Embrace UCF Culture



**Learn from those
around you!**



**First Year
Experience**

Civil Discourse is Key

- **UCF allows you to show up as YOU!**
- **Maintain respect and open mindedness**
- **Getting involved can help with this**
- **Learning from the UCF community will connect you more to the UCF community**



First Year
Experience

Tip 10: Be Patient With Yourself

**Transition
takes time!**



**First Year
Experience**

“Transfer Shock”

- **Potential for a dip in GPA**
- **Transitional challenges**
- **Emotional distress**
- **Adapting to new environment**

**You are
prepared!**



**First Year
Experience**

**You are NOT
alone!**



**First Year
Experience**



First Year
Experience

Transfer Thriving: 10 Tips to Success